



# CBI - CAMPEONATO BRASILEIRO LOTERIAS CAIXA DE GINÁSTICA RÍTMICA (JUVENIL)

João Pessoa / PB, 26 a 30 de julho de 2023

Individual exercises – Juvenil - EQUIPE – All-Around ○ ● || ⊘





Place	Team Score	Year	Level	Coach		○	●		⊘		
1. T4	242.600		AGINAT-RN								
	ANSELMO	Isabella	2010	II	E4	DB/DA D	5.6/3.0 8.60	5.4/4.5 9.90	5.7/2.9 8.60	4.7/3.2 7.90	
						E	6.000	7.700	6.150	6.000	
						P Total	-0.30 <del>21.050</del>	0 <b>24.850</b>	0 <b>21.750</b>	0 <b>21.200</b>	
	CUNHA	Gabriela	2009	I	E4	DB/DA D	5.7/4.0 9.70	6.6/3.9 10.50	7.0/3.3 10.30	4.9/3.4 8.30	
						E	6.550	7.150	7.150	4.800	
						P Total	0 <b>22.850</b>	-0.05 <b>24.800</b>	0 <b>25.000</b>	-0.10 <del>19.300</del>	
	BESSA	Julia	2008	I	E4	DB/DA D	7.2/4.3 11.50	6.8/4.9 11.70	6.7/3.3 10.00	7.0/3.9 10.90	
						E	7.100	7.500	7.000	6.850	
						P Total	0 <b>25.950</b>	0 <b>26.600</b>	-0.30 <b>24.050</b>	0 <b>25.550</b>	
2. T21	242.000		GORBA-BA								
	SANTOS	Julia	2008	II	E21	DB/DA D		3.9/2.1 6.00			
						E		4.750			
						P Total	—	-0.90 <del>15.600</del>	—	—	
	VAZ	Clara	2010	I	E21	DB/DA D	6.1/3.9 10.00	5.3/3.8 9.10	5.7/2.7 8.40	4.9/2.6 7.50	
						E	6.700	7.400	6.600	6.200	
						P Total	0 <b>24.250</b>	0 <b>23.100</b>	0 <b>22.200</b>	0 <b>20.400</b>	
	SANTOS	Keila	2008	I	E21	DB/DA D	7.8/5.4 13.20	7.3/5.3 12.60	6.1/3.6 9.70	5.8/4.1 9.90	
						E	7.600	7.950	7.000	6.950	
						P Total	0 <b>28.750</b>	0 <b>28.300</b>	0 <b>24.450</b>	0 <b>24.500</b>	
	ZUGAIB	Luiza	2009	I	E21	DB/DA D	6.5/3.4 9.90		6.6/2.1 8.70	3.9/2.9 6.80	
						E	6.650		6.500	4.150	
						P Total	0 <b>23.850</b>	—	0 <b>22.200</b>	-0.30 <del>16.650</del>	
3. T9	230.200		AGITO-PR								
	SILVA	Kauana	2009	II	E9	DB/DA D	4.8/4.0 8.80	4.2/4.5 8.70			
						E	6.900	7.350			
						P Total	0 <b>22.600</b>	-0.05 <b>22.900</b>	—	—	
	BRUM	Rhayane	2009	II	E9	DB/DA D			5.9/4.0 9.90	4.9/3.7 8.60	
						E			7.250	6.550	
						P Total	—	—	-0.05 <b>24.450</b>	0 <b>21.850</b>	
	BECKER	Sarah	2009	II	E9	DB/DA D	4.0/4.1 8.10	4.8/4.0 8.80	6.1/3.3 9.40	3.5/3.6 7.10	
						E	6.150	7.400	7.050	6.200	
						P Total	0 <b>21.150</b>	-0.05 <b>23.200</b>	0 <b>23.500</b>	-0.05 <del>20.000</del>	
	SILVA	Gabriela	2008	I	E9	DB/DA D	5.1/3.7 8.80	6.8/4.9 11.70	5.6/3.3 8.90	4.6/2.4 7.00	
						E	6.350	7.200	6.500	6.050	
						P Total	0 <b>21.850</b>	0 <b>26.150</b>	-0.30 <b>22.550</b>	0 <del>19.050</del>	

Generated by [sporttech.io](http://sporttech.io) official scoring system at Jul 29, 2023 5:43:24 PM. Live results at [www.sporttech.io/explore](http://www.sporttech.io/explore).








Place	Team Score	Year	Level	Coach		○	●	II	Ⓟ
4. T14	227.500  AGIR-PR								
	CRUZ Julia	2010	I	E14	DB/DA D	6.0/3.9 9.90	5.1/3.6 8.70	5.5/2.8 8.30	5.4/3.4 8.80
					E	7.000	6.850	6.850	5.750
					P Total	0 <b>24.100</b>	-0.10 <b>22.300</b>	0 <b>22.200</b>	-0.10 <b>21.350</b>
	RICARDO Julia	2009	I	E14	DB/DA D	5.3/3.8 9.10	6.2/4.4 10.60	6.5/3.9 10.40	5.0/2.6 7.60
					E	6.200	6.850	6.900	4.800
					P Total	0 <b>21.800</b>	-0.05 <b>24.550</b>	0 <b>24.450</b>	-0.30 <b>18.600</b>
	OLIVEIRA Ana	2009	I	E14	DB/DA D	6.0/3.3 9.30	4.2/3.2 7.40	3.6/3.0 6.60	5.7/3.0 8.70
					E	6.850	7.000	6.100	6.300
					P Total	0 <b>23.200</b>	0 <b>21.500</b>	-0.05 <b>19.050</b>	0 <b>22.050</b>
5. T20	226.500  FANTASTICA-PR								
	BARRIM Julia	2008	II	E20	DB/DA D	6.0/4.2 10.20	6.5/4.6 11.10	6.2/3.1 9.30	6.3/3.0 9.30
					E	7.200	7.150	7.200	6.450
					P Total	0 <b>25.200</b>	-0.05 <b>25.350</b>	0 <b>24.100</b>	0 <b>23.000</b>
	ELIZEU Karen	2009	II	E20	DB/DA D			5.2/2.1 7.30	5.6/2.3 7.90
					E			6.500	6.150
					P Total	—	—	0 <b>20.650</b>	0 <b>20.700</b>
	ROCHA Maria	2009	II	E20	DB/DA D	5.3/1.9 7.20	5.1/2.6 7.70		
					E	6.750	6.400		
					P Total	0 <b>21.250</b>	0 <b>20.950</b>	—	—
	SILVA Laura	2010	I	E20	DB/DA D	6.1/2.6 8.70	4.8/3.6 8.40	5.0/2.8 7.80	2.7/1.8 4.50
					E	6.800	6.250	6.400	5.250
					P Total	0 <b>22.700</b>	0 <b>21.350</b>	0 <b>21.900</b>	-0.05 <b>15.900</b>
6. T15	224.400  ESPERIA-SP								
	ANGELLO Danielle	2009	II	E15	DB/DA D	5.2/2.1 7.30	5.0/2.7 7.70	5.1/2.8 7.90	4.3/2.4 6.70
					E	6.250	6.350	5.950	3.800
					P Total	0 <b>20.450</b>	0 <b>20.100</b>	0 <b>20.300</b>	-0.60 <b>15.700</b>
	TORELLI Julia	2008	II	E15	DB/DA D	5.4/3.3 8.70	5.0/4.5 9.50	5.3/3.0 8.30	5.6/3.4 9.00
					E	7.100	6.500	6.700	6.400
					P Total	0 <b>22.950</b>	0 <b>23.000</b>	0 <b>21.800</b>	0 <b>22.450</b>
	CERQUEIRA Isabelli	2009	I	E15	DB/DA D	7.5/2.8 10.30	5.8/3.4 9.20	5.8/3.3 9.10	6.3/3.0 9.30
					E	6.800	7.000	6.900	6.750
					P Total	0 <b>24.300</b>	0 <b>23.200</b>	0 <b>23.100</b>	0 <b>22.850</b>
7. T17	223.050  IFCGYM-PE								
	JORDÃO Bruna	2010	II	E17	DB/DA D	3.9/3.4 7.30	5.0/2.8 7.80	4.5/2.9 7.40	4.1/1.7 5.80
					E	5.700	6.850	6.450	5.350
					P Total	0 <b>19.250</b>	0 <b>21.400</b>	0 <b>20.300</b>	-0.30 <b>17.400</b>
	ALCANTARA Isabela	2010	II	E17	DB/DA D	4.1/3.8 7.90	5.0/3.1 8.10	5.2/3.6 8.80	4.6/2.4 7.00
					E	6.100	6.600	7.050	6.650
					P Total	0 <b>20.800</b>	0 <b>21.450</b>	0 <b>23.100</b>	0 <b>20.550</b>
	MEDEIROS Alice	2010	I	E17	DB/DA D	7.3/4.1 11.40	7.0/4.5 11.50	6.2/2.6 8.80	5.4/2.8 8.20
					E	6.450	7.600	6.850	6.250
					P Total	0 <b>25.050</b>	0 <b>26.150</b>	0 <b>22.950</b>	0 <b>21.300</b>

Place	Team Score	Year	Level	Coach		○	●	II	⊕
8. T2	213.450  AGIBLU-SC								
	DUARTE Isabelli	2010	II	E2	DB/DA D	4.8/2.9 7.70	3.8/1.8 5.60	4.7/2.1 6.80	3.8/1.2 5.00
					E	5.600	6.500	5.750	4.800
					P Total	-0.10 <b>19.700</b>	-0.05 <del>18.500</del>	0 <b>19.100</b>	0 <del>15.800</del>
	AVILA Kendra	2008	II	E2	DB/DA D	6.4/2.9 9.30	6.6/3.9 10.50	5.2/2.7 7.90	5.7/3.2 8.90
					E	6.250	7.000	6.000	6.250
					P Total	0 <b>22.200</b>	-0.05 <b>24.400</b>	0 <b>20.750</b>	0 <b>22.450</b>
	BOOS Amanda	2010	I	E2	DB/DA D	4.8/2.9 7.70	5.0/3.5 8.50	5.2/2.1 7.30	5.4/2.6 8.00
					E	6.700	6.850	6.250	6.450
					P Total	-0.05 <b>21.150</b>	-0.05 <b>22.100</b>	-0.05 <b>20.550</b>	0 <b>21.050</b>
9. T25	211.700  MEC-AM								
	BRAGA Asheley	2008	II	E25	DB/DA D	4.9/2.9 7.80	6.0/3.6 9.60	4.9/2.9 7.80	5.5/3.0 8.50
					E	5.400	7.000	6.550	6.000
					P Total	0 <b>19.550</b>	0 <b>23.650</b>	0 <b>21.150</b>	0 <b>21.450</b>
	OLIVEIRA Milyanne	2009	II	E25	DB/DA D	4.1/3.5 7.60	3.2/4.1 7.30	3.8/2.6 6.40	3.4/1.5 4.90
					E	6.000	7.450	5.750	4.850
					P Total	-0.30 <b>20.450</b>	0 <b>21.750</b>	0 <del>18.800</del>	0 <del>16.250</del>
	MORENO Patricia	2008	II	E25	DB/DA D	3.7/3.6 7.30	4.3/3.4 7.70	5.4/3.0 8.40	5.5/2.8 8.30
					E	6.050	7.050	6.800	6.200
					P Total	-0.30 <b>19.050</b>	0 <b>21.350</b>	-0.30 <b>22.250</b>	0 <b>21.050</b>
10. T22	207.500  INCESP-ES								
	BRUNOW Esther	2010	II	E22	DB/DA D	3.7/2.9 6.60	3.5/3.2 6.70	3.0/2.3 5.30	3.2/2.5 5.70
					E	5.800	5.650	6.450	6.150
					P Total	0 <b>19.100</b>	-0.45 <del>17.800</del>	0 <del>18.350</del>	0 <b>18.500</b>
	LOUBACK Sophia	2009	II	E22	DB/DA D	3.8/3.8 7.60	4.1/4.3 8.40	4.2/3.1 7.30	3.1/3.1 6.20
					E	6.900	7.300	6.800	6.850
					P Total	0 <b>21.850</b>	0 <b>22.300</b>	0 <b>21.000</b>	0 <b>19.800</b>
	MONTEIRO Aghata	2010	I	E22	DB/DA D	5.3/3.4 8.70	5.1/3.4 8.50	4.4/2.8 7.20	4.3/2.7 7.00
					E	6.550	6.700	6.300	6.800
					P Total	0 <b>22.300</b>	0 <b>21.900</b>	0 <b>20.400</b>	0 <b>20.350</b>
11. T27	207.250  SPFC-SP								
	TAVARES Bianca	2010	II	E27	DB/DA D	5.1/3.7 8.80	5.2/3.0 8.20	5.0/2.6 7.60	6.3/2.3 8.60
					E	6.800	6.950	4.950	5.850
					P Total	0 <b>22.150</b>	0 <b>22.200</b>	-0.60 <del>18.050</del>	-0.10 <b>21.000</b>
	CISNEROS Livia	2009	II	E27	DB/DA D	5.1/2.9 8.00	5.0/3.0 8.00	5.5/2.9 8.40	3.2/2.3 5.50
					E	6.250	6.050	6.100	5.500
					P Total	0 <b>21.100</b>	-0.30 <b>19.900</b>	0 <b>20.550</b>	0 <del>17.100</del>
	HONORATO Manuella	2009	I	E27	DB/DA D	5.8/1.8 7.60	5.0/2.0 7.00	5.9/2.0 7.90	4.4/2.6 7.00
					E	6.650	6.100	6.550	5.700
					P Total	0 <b>20.700</b>	0 <b>19.650</b>	0 <b>21.200</b>	0 <b>18.800</b>

Place	Team Score	Year	Level	Coach		○	●		⊕
12. T19	206.400  FAE-SP								
	MILICIC Julia	2009	II	E19	DB/DA D	3.3/1.9 5.20	4.2/3.0 7.20	2.5/2.2 4.70	3.2/2.3 5.50
					E	5.500	7.000	5.200	6.000
					P Total	-0.30 <del>16.900</del>	0 <b>21.150</b>	0 <del>16.050</del>	0 <b>18.550</b>
	OLIVEIRA Maria	2008	II	E19	DB/DA D	5.2/3.0 8.20	4.0/2.7 6.70	5.2/4.0 9.20	3.8/1.8 5.60
					E	5.600	5.900	6.900	5.900
					P Total	0 <b>19.750</b>	0 <b>18.600</b>	0 <b>22.800</b>	0 <b>17.850</b>
	ISHIKAWA Isabella	2009	I	E19	DB/DA D	6.0/3.6 9.60	4.4/2.7 7.10	6.3/3.6 9.90	5.4/2.2 7.60
					E	6.500	6.500	6.800	6.150
					P Total	0 <b>23.050</b>	0 <b>20.400</b>	0 <b>23.550</b>	0 <b>20.700</b>
13. T5	205.900  AGIRPIN-SP								
	SILVA Giovana	2009	II	E5	DB/DA D	4.8/3.3 8.10	5.0/2.6 7.60	5.0/3.7 8.70	3.8/3.5 7.30
					E	6.300	7.400	7.000	5.150
					P Total	0 <b>21.050</b>	0 <b>21.650</b>	0 <b>22.400</b>	0 <b>18.500</b>
	SANTOS Jamilly	2010	II	E5	DB/DA D	3.5/3.3 6.80	4.9/3.0 7.90	4.7/2.6 7.30	3.6/2.1 5.70
					E	5.850	6.300	6.050	5.600
					P Total	0 <b>18.900</b>	-0.30 <b>20.000</b>	0 <b>19.450</b>	0 <del>17.250</del>
	SILVA Julia	2008	I	E5	DB/DA D	5.2/3.2 8.40	4.4/3.6 8.00	5.0/3.4 8.40	5.1/1.6 6.70
					E	6.600	6.400	6.400	5.600
					P Total	-0.35 <b>21.150</b>	0 <b>20.950</b>	0 <b>21.850</b>	0 <del>18.150</del>
14. T23	205.300  ITP-PR								
	GIROLOMETTO Gabriela	2010	II	E23	DB/DA D	4.4/3.5 7.90	4.0/2.8 6.80	4.8/2.7 7.50	3.1/3.0 6.10
					E	5.600	6.100	6.100	4.400
					P Total	-0.30 <b>18.950</b>	0 <b>18.600</b>	0 <b>19.800</b>	-0.60 <del>15.450</del>
	DELAZERI Isabelle	2009	II	E23	DB/DA D	4.8/4.4 9.20	4.6/3.4 8.00	5.8/2.9 8.70	3.4/2.1 5.50
					E	6.600	7.150	6.750	6.250
					P Total	0 <b>22.150</b>	0 <b>21.800</b>	0 <b>21.900</b>	0 <del>18.350</del>
	FACIN Juliana	2008	II	E23	DB/DA D	5.0/2.2 7.20	5.0/2.6 7.60	5.3/3.0 8.30	4.5/2.4 6.90
					E	6.300	7.000	6.800	6.050
					P Total	0 <b>20.200</b>	0 <b>20.950</b>	0 <b>21.850</b>	0 <b>19.100</b>
15. T24	205.150  LBCRC-SC								
	SCHUCK Julie	2008	II	E24	DB/DA D	5.8/3.6 9.40	3.9/4.2 8.10	5.2/3.0 8.20	3.4/2.4 5.80
					E	6.850	6.700	6.700	5.350
					P Total	0 <b>23.050</b>	0 <b>21.450</b>	0 <b>22.250</b>	0 <b>17.100</b>
	GOSCH Livia	2010	II	E24	DB/DA D	3.4/1.4 4.80	3.0/3.0 6.00	3.8/1.4 5.20	2.5/1.4 3.90
					E	5.850	6.300	5.200	4.550
					P Total	0 <b>16.900</b>	-0.05 <b>18.200</b>	0 <del>16.450</del>	-0.10 <del>14.050</del>
	CICHOVICZ Andriely	2010	I	E24	DB/DA D	6.3/3.2 9.50	5.3/3.6 8.90	6.0/3.0 9.00	4.3/2.3 6.60
					E	7.000	6.350	6.350	5.600
					P Total	0 <b>23.550</b>	0 <b>21.900</b>	0 <b>22.350</b>	0 <b>18.400</b>

Place	Team Score	Year	Level	Coach		○	●	II	Ⓟ
16. T7	204.850 	TRYADE-SP							
	CAETANO	Ana Julia	2009	II	E7	DB/DA D E P Total	4.1/3.3 7.40 6.300 -0.10 <b>20.350</b>	4.1/2.2 6.30 7.100 -0.15 <b>19.600</b>	— —
	BARBOSA	Heloyssa	2010	II	E7	DB/DA D E P Total	— —	5.2/2.5 7.70 6.650 -0.35 <b>21.150</b>	3.7/2.1 5.80 5.950 0 <b>18.350</b>
	MELO	Livia	2009	II	E7	DB/DA D E P Total	6.8/2.8 9.60 7.100 -0.30 <b>23.200</b>	5.1/2.2 7.30 6.950 0 <b>21.000</b>	4.8/2.1 6.90 6.150 0 <b>19.750</b>
	CLEMENTINO	Raissa	2008	II	E7	DB/DA D E P Total	4.8/2.0 6.80 5.950 -0.10 <del>19.250</del>	3.9/2.6 6.50 6.950 -0.05 <b>20.350</b>	4.4/2.9 7.30 6.400 0 <b>20.600</b>
17. T26	203.750 	SFC-SP							
	SANTOS	Eloa	2010	II	E26	DB/DA D E P Total	5.0/2.4 7.40 5.150 -0.30 <b>18.050</b>	3.3/1.9 5.20 5.650 -0.35 <del>16.000</del>	4.7/2.2 6.90 5.100 -0.10 <b>17.950</b>
	MARINHO	Maria	2008	II	E26	DB/DA D E P Total	5.3/3.2 8.50 5.050 0 <b>19.900</b>	6.0/2.3 8.30 6.250 0 <b>21.300</b>	4.2/2.8 7.00 4.200 0 <del>16.550</del>
	RAYMUNDO	Yasmin	2010	I	E26	DB/DA D E P Total	7.6/2.7 10.30 6.350 -0.10 <b>23.100</b>	6.0/3.2 9.20 7.000 0 <b>23.300</b>	5.8/3.3 9.10 5.950 -0.05 <b>21.500</b>
18. T16	203.400 	CJIRA-SE							
	CRUZ	Anne	2009	II	E16	DB/DA D E P Total	3.6/3.3 6.90 6.750 0 <b>20.250</b>	3.5/2.5 6.00 6.950 0 <b>19.600</b>	3.9/2.6 6.50 7.000 0 <b>20.400</b>
	LIMA	Maria	2009	II	E16	DB/DA D E P Total	4.5/3.1 7.60 6.750 0 <b>21.350</b>	4.1/2.6 6.70 6.400 0 <b>19.700</b>	4.6/1.8 6.40 6.350 0 <b>19.000</b>
	CARVALHO	Sofia	2009	I	E16	DB/DA D E P Total	5.1/3.6 8.70 6.350 0 <b>22.050</b>	3.6/3.7 7.30 6.900 0 <b>20.900</b>	4.9/3.3 8.20 6.200 0 <b>21.100</b>
19. T8	203.350 	AABB-RJ							
	PERINI	Lara	2010	II	E8	DB/DA D E P Total	4.9/2.9 7.80 3.900 -0.60 <del>17.150</del>	4.1/3.2 7.30 5.900 0 <b>19.550</b>	4.4/3.0 7.40 6.250 0 <b>19.800</b>
	PEREIRA	Raissa	2009	II	E8	DB/DA D E P Total	4.7/3.0 7.70 5.650 0 <b>19.600</b>	4.1/3.4 7.50 4.250 -0.90 <del>16.600</del>	6.1/2.3 8.40 6.250 0 <b>21.100</b>
	IORIO	Mariana	2008	I	E8	DB/DA D E P Total	5.2/2.0 7.20 6.250 -0.30 <b>19.850</b>	5.0/3.6 8.60 6.550 0 <b>22.150</b>	7.2/3.4 10.60 6.750 0 <b>24.350</b>

Place	Team Score	Year	Level	Coach		○	●		⊕
20. T10	203.150 	CASSAB-DF							
	SILVA Estela	2009	II	E10	DB/DA D	3.3/2.1 5.40	4.6/2.2 6.80	4.2/2.5 6.70	3.7/1.9 5.60
					E	4.700	6.750	6.000	5.400
					P Total	-1.10 <del>14.600</del>	0 <b>20.000</b>	-0.10 <b>19.050</b>	-0.30 <del>16.900</del>
	ESPINOLA Giulia	2009	II	E10	DB/DA D	5.0/3.1 8.10	4.2/3.4 7.60	4.0/2.7 6.70	3.3/3.2 6.50
					E	5.400	6.700	6.100	5.700
					P Total	-0.05 <b>20.150</b>	0 <b>21.200</b>	-0.30 <b>18.650</b>	-0.60 <b>17.900</b>
	PEREIRA Luisa	2008	II	E10	DB/DA D	5.4/3.6 9.00	4.7/3.4 8.10	4.3/3.0 7.30	3.8/3.3 7.10
					E	6.950	7.050	6.550	5.900
					P Total	0 <b>23.300</b>	0 <b>22.250</b>	0 <b>20.850</b>	0 <b>19.800</b>
21. T6	191.700 	AGRDJ-SC							
	IAGINSKI Beatriz	2009	II	E6	DB/DA D	5.5/3.5 9.00	5.2/3.6 8.80	4.8/3.9 8.70	3.6/2.7 6.30
					E	6.100	7.000	6.400	5.250
					P Total	-0.30 <b>21.650</b>	0 <b>23.050</b>	0 <b>22.150</b>	-0.60 <b>17.450</b>
	SALVADOR Camilla	2010	II	E6	DB/DA D	3.1/2.2 5.30	3.1/2.9 6.00	2.8/1.5 4.30	2.8/1.1 3.90
					E	4.700	5.600	4.750	4.600
					P Total	-0.30 <b>15.850</b>	-0.35 <b>17.400</b>	0 <del>14.450</del>	-0.30 <del>13.600</del>
	HANSEN Valentina	2009	II	E6	DB/DA D	3.3/2.8 6.10	4.0/3.3 7.30	5.0/1.8 6.80	3.0/1.2 4.20
					E	5.450	6.300	5.250	6.050
					P Total	-0.30 <b>17.600</b>	0 <b>20.550</b>	-0.05 <b>18.950</b>	0 <b>17.050</b>
22. T1	187.750 	ADIEE-SC							
	SANTOS Larissa	2009	II	E1	DB/DA D	4.4/2.9 7.30	3.5/2.2 5.70	4.3/3.0 7.30	3.0/2.4 5.40
					E	6.800	7.450	6.400	6.100
					P Total	-0.05 <b>20.950</b>	0 <b>19.600</b>	0 <b>20.350</b>	0 <b>17.600</b>
	SELL Manuela	2009	II	E1	DB/DA D	5.1/2.1 7.20	4.6/1.8 6.40	4.6/3.0 7.60	2.9/1.6 4.50
					E	6.150	7.000	6.300	5.200
					P Total	0 <b>19.450</b>	0 <b>19.400</b>	-0.05 <b>20.300</b>	-0.40 <b>15.000</b>
	ROESLER Isadora	2010	II	E1	DB/DA D	4.3/1.0 5.30	3.7/1.6 5.30	4.4/2.4 6.80	1.7/1.2 2.90
					E	4.550	6.300	5.750	5.300
					P Total	-0.60 <del>14.500</del>	0 <b>17.500</b>	-0.05 <b>17.600</b>	0 <del>13.350</del>
23. T11	175.850 	CTETA-SE							
	SANTOS Lorena	2008	II	E11	DB/DA D	4.1/2.5 6.60	4.4/2.5 6.90	2.3/1.8 4.10	3.0/1.1 4.10
					E	5.350	6.350	5.700	4.250
					P Total	0 <b>18.050</b>	0 <b>19.750</b>	0 <b>15.050</b>	0 <del>14.400</del>
	XAVIER Sofhia	2009	II	E11	DB/DA D	3.5/1.6 5.10	4.4/2.0 6.40	3.6/2.2 5.80	3.8/1.6 5.40
					E	6.300	7.050	6.500	4.800
					P Total	0 <b>17.800</b>	0 <b>19.850</b>	0 <b>18.100</b>	0 <b>16.150</b>
	MENESES Yanne	2008	II	E11	DB/DA D	4.1/2.5 6.60	3.3/1.6 4.90	3.0/2.2 5.20	2.5/1.4 3.90
					E	5.950	6.550	5.650	4.300
					P Total	-0.40 <b>17.650</b>	0 <b>17.500</b>	-0.30 <b>15.950</b>	0 <del>13.850</del>

Place	Team Score	Year	Level	Coach		○	●		⊕
24. <b>T28</b>	169.400  SZNFC-SP								
	SILVA Beatriz	2008	II	E28	DB/DA D	3.5/1.2 4.70	4.0/1.7 5.70	4.2/1.5 5.70	3.3/1.5 4.80
					E	5.300	6.500	6.350	5.050
					P Total	-0.35 <del>15.100</del>	0 <b>17.700</b>	0 <b>17.550</b>	-0.15 <b>15.400</b>
	MONTEIRO Emilly	2008	II	E28	DB/DA D	3.2/1.8 5.00	3.0/1.5 4.50	3.3/1.7 5.00	3.8/1.2 5.00
					E	5.450	6.100	5.900	4.900
					P Total	0 <b>16.000</b>	-0.05 <b>15.800</b>	0 <b>16.600</b>	0 <b>15.700</b>
	GONCALVES Maria	2009	II	E28	DB/DA D	5.1/3.3 8.40	3.5/1.9 5.40	3.0/2.3 5.30	2.7/2.0 4.70
					E	6.050	6.000	5.800	4.150
					P Total	0 <b>20.850</b>	0 <b>16.950</b>	0 <b>16.850</b>	0 <del>14.150</del>

Generated by [sporttech.io](https://sporttech.io) official scoring system at Jul 29, 2023 5:43:24 PM. Live results at [www.sporttech.io/explore](https://www.sporttech.io/explore).

